



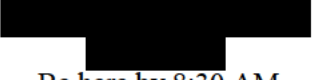
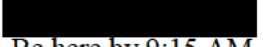
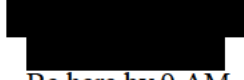



Monday	Tuesday	Wednesday	Thursday	Friday
		<b>Intro to seeds</b>		
		<b>1</b> <u>Book</u> <i>The Tiny Seed</i>  <u>Language &amp; Discussion</u> What do we know about seeds? How are seeds planted?	<b>2</b> <u>Art</u> Seed collage: small seeds, big seeds, short seeds, long seeds.	<b>3</b> <u>Language &amp; Discussion</u> What are the different types of environments that seeds can grow in?  <u>Science</u> Planting seeds in different kinds of soil: desert, muddy, grassy, rocky, and wet.
<b>Teacher Appreciation Week</b> See Attached Calendar for more info				
<b>6</b> <b>Bring Cards</b> 	<b>7</b> See below on ways to donate for the Teacher's lunch	<b>8</b> <b>Bring Flowers &amp; Plants</b> 	<b>9</b> <b>Bring Food &amp; Drink</b> 	<b>10</b> The Board provides the teachers breakfast
<b>Life cycle of plants</b>				
<u>Book</u> <i>From Seed to Plant</i>  <u>Language &amp; Discussion</u> How does a life cycle show how living things grow and change over time?  <i>Funtastic Fitness</i>	<u>Art</u> Flower Petal Art Use various petals from flowers to create their art piece.	<u>Science &amp; Discovery</u> Flower Investigation Using tweezers and magnifying glasses, the children will investigate parts of a hibiscus flower.	<u>Art</u> Create a 3D diagram of the life cycle of a plant	<u>Sip &amp; Paint with Parents</u> Come and have a juice and paint with your child! 10:30-11:30 AM
<b>Plants You Can Eat (different berries)</b>				
<b>13</b> <u>Language and Discussion</u> What are some kinds of plants we can eat?  <u>Cooking</u> A Berry Sweet Treat: make a berry parfait	<b>14</b> <u>Art</u> Make a Blueberry Bush  <i>Yoga Class</i>	<b>15</b> <b>Field Trip</b>  Be here by 9:30 AM Depart at 10 AM Return around 2:30 PM <i>Bag Lunch</i>	<b>16</b> <u>Art &amp; Math</u> Strawberry seed counting. Make a strawberry, then place seeds on it. <i>Music with Mr. Bill</i>	<b>17</b> <u>Math</u> Strawberry Seed Counting  <u>Community Walk</u> Nature's Scavenger Hunt: Children will identify the photos and find their location.
<b>What is in a Garden</b>				
<b>20</b> <u>Book</u> <i>Planting a Rainbow</i>  <u>Language &amp; Discussion</u> Children will discuss and discover different gardens and what are in them  <i>Funtastic Fitness</i>	<b>21</b> <b>Field Trip</b>  Be here by 8:30 AM Depart at 9 AM Return around 3 PM <i>Bag Lunch</i>	<b>22</b> <b>Field Trip</b>  Be here by 9:15 AM Depart at 9:45 AM Return around 12 PM for lunch <i>Bento Box Lunch</i>	<b>23</b> <b>Field Trip</b>  Be here by 9 AM Depart at 9:30 AM Return around 2 PM <i>Bag Lunch</i> <i>Chaperones welcome, sign up on the permission slip.</i>	<b>24</b> <u>Book</u> <i>Plant it! Grow it! Eat it!</i> Come and plant with us in our mini garden. <b>3 PM</b> (Parents are welcome to come and join your child for this garden experience.)  <i>Presentation by Eagle Bear: Native American stories, animals, and dancing at 9:30 AM</i>
<b>Different Soils</b>				
<b>27</b> <b>TPCDC CLOSED</b> Memorial Day	<b>28</b> <u>Book</u> <i>Dirt + Water = Mud</i> Science and Discovery Investigating various soils	<b>29</b> <u>Science</u> Make a dirt diorama. The children will create a diorama displaying the different layers of dirt.  <i>Lifetouch Make-up Photo Day 8-9 AM</i>	<b>30</b> <u>Sensory</u> Mud Play Children will explore the different soils and the mud they create using sand, soil, and clay.	<b>31</b> <b>Field Trip</b>  Be here at 9:30 AM Depart at 10 AM Return around 2 PM <i>Bag Lunch</i>

# Rainbows | Show & Share

May 2024

<i>Monday</i>	<i>Tuesday</i>	<i>Wednesday</i>	<i>Thursday</i>	<i>Friday</i>
Kindly bring in items relating to this month's unit of study like child-size plastic garden tools, flowers, plants from your garden, small carry-able potted plants, or a picture of your child's favorite plant or flower, etc.		1 FO	2 EV	3 NV
6 SH	7 GW	8 DL	9 SG	10 LB
13 Ms. Corina	14 LK	15 LM	16 MR	17 ZN
20 SS	21 MC	22 GP	23 AR	24 Ms. Teresa
27 <b>TPCDC CLOSED</b> Memorial Day	28 LRF	29 GC	30 OC	31 ZD

# TEACHER APPRECIATION WEEK

MAY 6-12 @  
TPCDC



**MONDAY**

**MAY 6**  
BRING CARDS

**TUESDAY**

**MAY 7**  
DONATE TOWARDS LUNCH

**WEDNESDAY**

**MAY 8**  
BRING PLANTS & FLOWERS

**THURSDAY**

**MAY 9**  
BRING FOOD & DRINKS

**FRIDAY**

**MAY 10**  
BOARD-SPONSORED  
TEACHER BREAKFAST

DONATE TOWARDS GIFT CARDS & LUNCH:  
Venmo @Julia-Lehning

Questions? [abbiedaniels3@gmail.com](mailto:abbiedaniels3@gmail.com)